



# M-TRAK™ Track Planning Guide

## Nn30 Industrial Railway System

Download and print this Track Planning Guide to layout your MTRAK railway and to determine the quantities needed of each track sections. To ensure that these templates are sized accurately, please measure the **RED SQUARES** after printing. These **RED SQUARES** should measure 1" x 1".

**THIS RED SQUARE SHOULD MEASURE 1" X 1" WHEN PRINTED**

## M-TRAK™ Track Templates

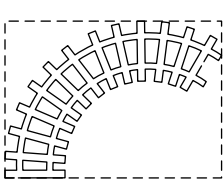
Cut along the dotted lines around each track section to remove the individual templates. These track sections have been scaled to actual size and are labeled with their item number and quantity per package to aid in your planning. These track sections are laser-cut from micro-plywood and each package includes 24" of easy-to-bend phosphor bronze rails, full color instructions and the installation tools shown in the adjoining illustration.

**EACH PACK INCLUDES A MEASURING TOOL, TRACK GAUGE & BENDING JIG SPECIFICALLY DESIGNED FOR EACH TYPE OF TRACK SECTION.**

RAIL BENDING JIG

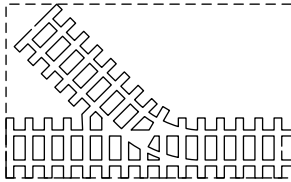
2' 6" TRACK GAUGE

TURNOUT POINT MEASURING TOOL



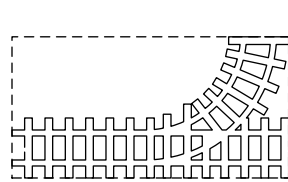
**90° CURVES**

**#20019**  
SIX SECTIONS PER PACK



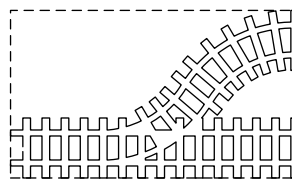
**45° TURNOUTS**

**#20018**  
FOUR SECTIONS PER PACK




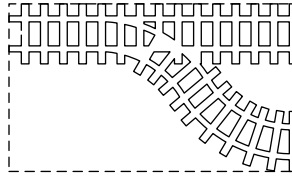
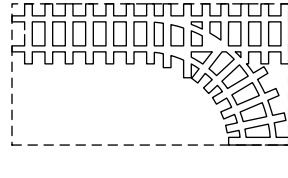


**90° TURNOUTS**

**#20017**  
FOUR SECTIONS PER PACK




**SIDING TURNOUTS**

**#20016**  
FOUR SECTIONS PER PACK




**45° CURVES**

**#20020**  
SIX SECTIONS PER PACK



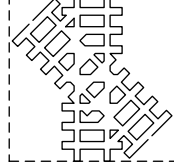
**90° X-OVER**

**#20060**  
FIVE SECTIONS PER PACK



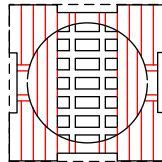
**30° X-OVER**

**#20061**  
FIVE SECTIONS PER PACK




**45° X-OVER**

**#20062**  
FIVE SECTIONS PER PACK



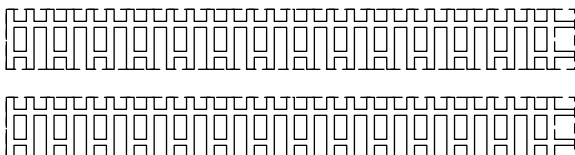
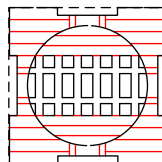
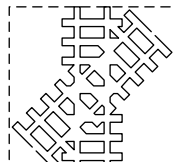



**TURNTABLE**

**#20063**  
FOUR SECTIONS PER PACK



**STRAIGHTS**

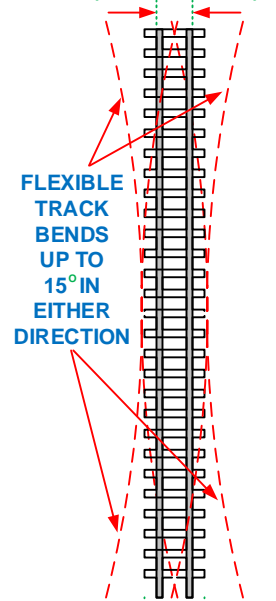
**#20014**  
SIX SECTIONS PER PACK



**FLEXIBLE**

**#20015**  
THREE SECTIONS PER PACK

RAILS 2.5 SCALE FEET WIDE (APPROX. 3/16")



FLEXIBLE TRACK BENDS UP TO 15° IN EITHER DIRECTION

TIES 4 SCALE FEET WIDE (APPROX. 5/16")

**THIS RED SQUARE SHOULD MEASURE 1" X 1" WHEN PRINTED**