



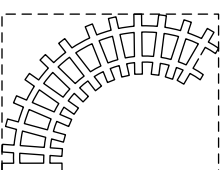

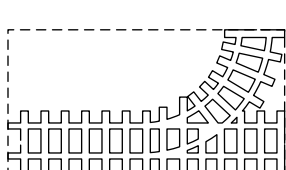
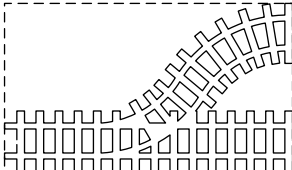



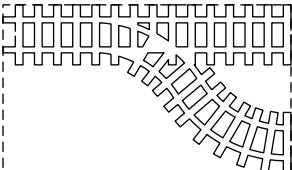


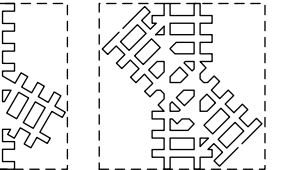
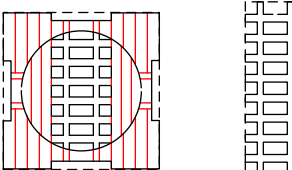
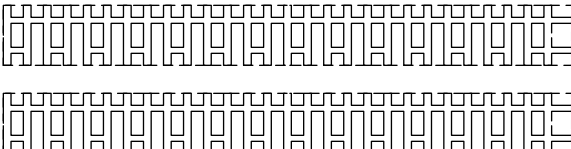
M-TRAK™ Track Planning Guide

Nn30 Industrial Railway System

Download and print this Track Planning Guide to layout your MTRAK railway and to determine the quantities needed of each track sections. To ensure that these templates are sized accurately, please measure the **RED SQUARE** located below after printing. This **RED SQUARE** should measure 1" x 1".

M-TRAK™ Track Templates

Cut along the dotted lines around each track section to remove the individual templates. These track sections have been scaled to actual size and are labeled with their item number and quantity per package to aid in your planning. These track sections are laser-cut from micro-plywood and each package includes 24" of easy-to-bend phosphor bronze rails, full color instructions and the installation tools shown in the adjoining illustration.

			
90° CURVES #20019 SIX SECTIONS PER PACK	45° TURNOUTS #20018 FOUR SECTIONS PER PACK	90° TURNOUTS #20017 FOUR SECTIONS PER PACK	SIDING TURNOUTS #20016 FOUR SECTIONS PER PACK
			
45° CURVES #20020 SIX SECTIONS PER PACK	90° X-OVER #20060 FIVE SECTIONS PER PACK	30° X-OVER #20061 FIVE SECTIONS PER PACK	45° X-OVER #20062 FIVE SECTIONS PER PACK
			
TURNTABLE #20063 FOUR SECTIONS PER PACK	STRAIGHTS #20014 SIX SECTIONS PER PACK		
	FLEXIBLE #20015 THREE SECTIONS PER PACK		

EACH PACK INCLUDES A MEASURING TOOL, TRACK GAUGE & BENDING JIG SPECIFICALLY DESIGNED FOR EACH TYPE OF TRACK SECTION.

RAIL BENDING JIG

2' 6" TRACK GAUGE

TURNOUT POINT MEASURING TOOL

THERE IS A WIDE RANGE OF M-TRAK VEHICLES AVAILABLE TO SUIT ALMOST ANY INDUSTRY. PLEASE VISIT OUR WEBSITE FOR MORE DETAILS.

RAILS 2.5 SCALE FEET WIDE (APPROX. 3/16")

FLEXIBLE TRACK BENDS UP TO 15° IN EITHER DIRECTION

TIES 4 SCALE FEET WIDE (APPROX. 5/16")

THIS RED SQUARE SHOULD MEASURE 1" X 1" WHEN PRINTED